

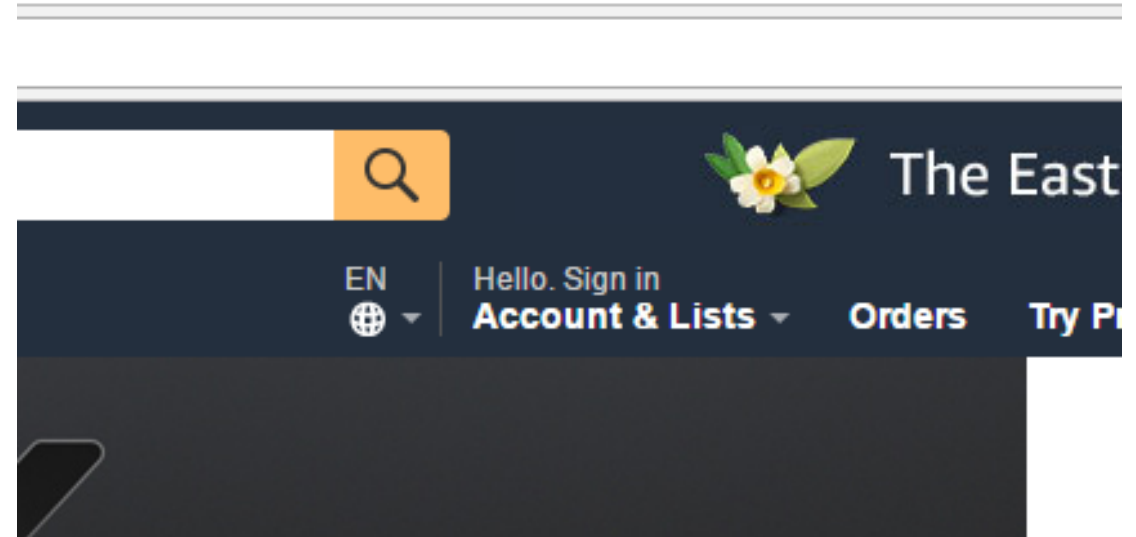
# SETTING UP FIRE TV



**HoodCanal**  
COMMUNICATIONS

# AMAZON FIRE TV — SETUP

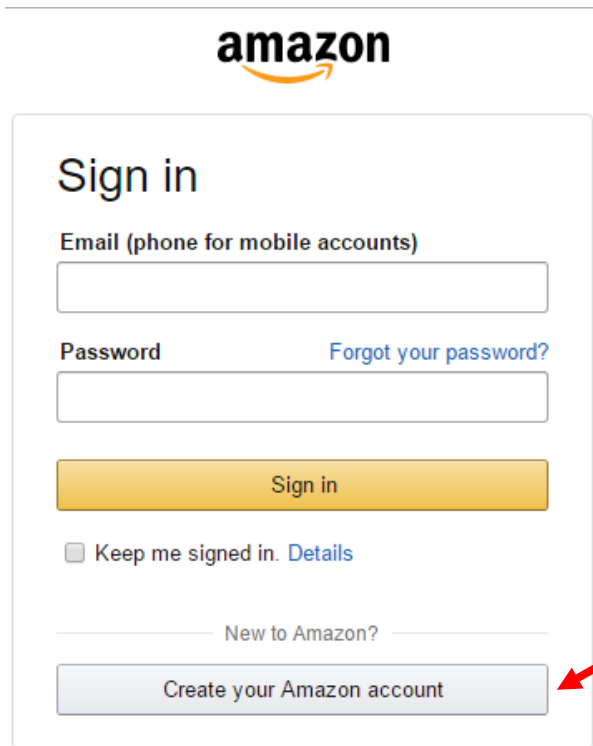
- Create or use your existing Amazon account from a computer
- EXISTING AMAZON USER go to page 4
- NEW AMAZON USER
  - Sign up for an Amazon Account
  - <https://www.amazon.com>
  - Click on “Hello, Sign in” in the top right



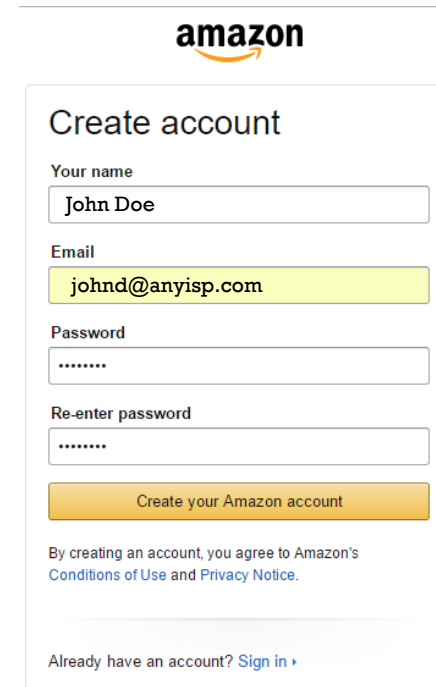
# AMAZON FIRE TV — SETUP

- Click on “Create your Amazon Account”

Enter your Name, Email and Password



The image shows the Amazon sign-in page. At the top is the Amazon logo. Below it is the heading "Sign in". There are two input fields: "Email (phone for mobile accounts)" and "Password". A "Forgot your password?" link is next to the password field. Below the fields is a yellow "Sign in" button. Underneath is a checkbox labeled "Keep me signed in." with a "Details" link. At the bottom, there is a link "New to Amazon?" and a grey button labeled "Create your Amazon account". A red arrow points to this button.



The image shows the Amazon create account page. At the top is the Amazon logo. Below it is the heading "Create account". There are four input fields: "Your name" (containing "John Doe"), "Email" (containing "johnd@anyisp.com"), "Password" (containing "....."), and "Re-enter password" (containing "....."). Below the fields is a yellow "Create your Amazon account" button. Underneath is a line of text: "By creating an account, you agree to Amazon's [Conditions of Use and Privacy Notice.](#)". At the bottom, there is a link "Already have an account? Sign in ▶".



# AMAZON FIRE TV — SETUP

- Refer to Amazon Help for Initial Device Setup
  - Amazon Fire TV
    - <https://www.amazon.com/gp/help/customer/display.html?nodeId=202106760>
  - Amazon Fire TV Stick
    - <https://www.amazon.com/gp/help/customer/display.html?nodeId=202106780>



# AMAZON FIRE TV — SETUP

- After device is set up, connected to the internet and added to your Amazon Account, you will need to download the HCC IPTV App.
- Go back to your computer that is logged in to your Amazon Account.




# AMAZON FIRE TV – SET UP

- In the Search Box type “Hood Canal Communications”



- Click on “HCC IPTV”



# AMAZON FIRE TV —SET UP

- Select Your New Device from the drop down list, and click “Get App” button
- You will be prompted for a billing address, but no credit card
- The App should appear in the “Apps” section of your Amazon Fire TV Device
- Open the App, enter your IPTV Credentials



# USING HCC IPTV ON AMAZON FIRE TV

- The guide is interactive – You can see programming and go directly to that channel from the guide.
- Enjoy using HCC IPTV streaming service on your new Fire TV

