



IT'S WHAT'S
NEXT.

Welcome to nextTV

KEEP CALM.
STAY CONNECTED.

Address

300 E. Dalby Road,
Union, WA 98592

2218 Olympic Highway N,
Shelton, WA 98592

Phone / Email

360.898.2481
360.898.HELP (4357)
info@hoodcanal.net





Finally, TV made for you.

You did it! You got nexTV by HCC. This field guide will show you how to get the most out of your brand new nexTV experience including how to get going, browse, search, record and much more.



Access your favorite live, recorded and on demand shows, movies and sports by logging into nexTV on your Amino device.



Quick Tips to Getting Started

01

SIGN UP

In order to become a nexTV customer, call us at **360.898.2481** or visit us online **hcc.net/nexTV**. Once you've signed up, you'll receive an email to set up your password. If you forget your password later, you can always reset it.

02

PLUG IN

Plug in your Amino device and **sign in** to the pre-installed app with your nexTV username and password.* Detailed instructions for this are available on pages 4 - 7.

03

FIND SOMETHING TO WATCH

We think you'll like how we've organized nexTV across Guide, Shows, Movies, Search and Profile. We've consolidated all of the different ways that you can watch your favorite content (live, on demand or recorded) so that you don't have to go to different places for the same thing.

* If nexTV is not already installed on your Amino device, find it by searching for "nexTV by HCC". nexTV is also available on iOS and Android smartphones and tablets, Amazon Fire TV, Apple TV, Android smart TVs and players (e.g., Nvidia Shield) or by visiting www.connect.tv on most web browsers. Visit hcc.net/nexTV for more info and tutorials.



Setting Up Your nexTV Account:

After signing up in person or over the phone, you will receive an email to create a new password for your nexTV by HCC product. **Click the green, highlighted “Create Password” button.**

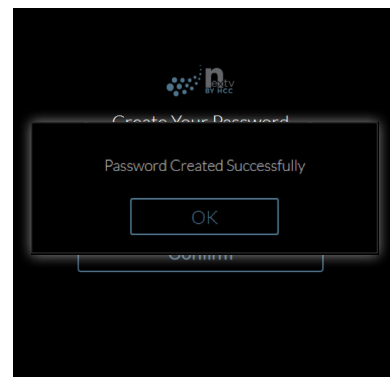
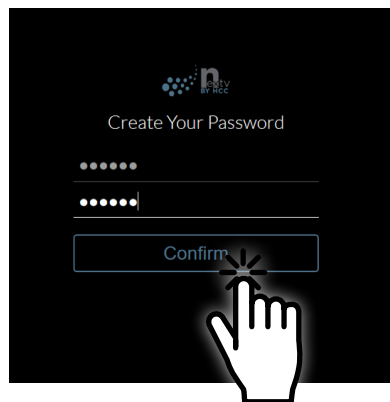
Get ready for the exciting next generation of TV entertainment - HCC. You're about to experience TV at the highest level! Enjoy video content in an easy to understand, streamlined entertainment user atmosphere.

You have received this email because you are setting up a new account. To continue, please click the link below.

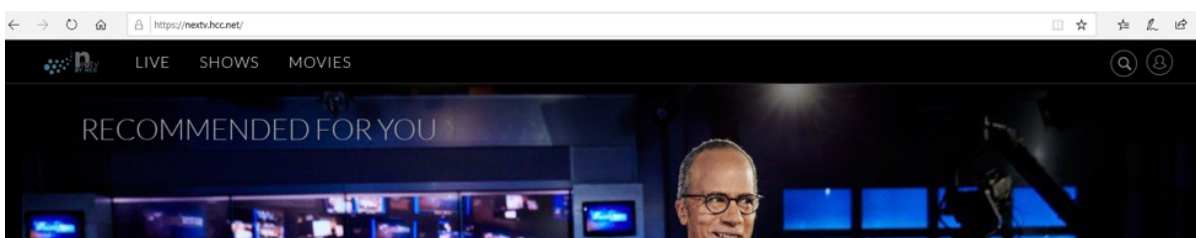
[Create Password](#)



After you have clicked the “Create Password” button, you will be taken to this page. **Password must be a minimum of eight characters.** Confirm your new password and click “OK.”



It's time to sign in! Enter the email address you used to sign up in person or over the phone and your new password. If the sign in was successful, you will see the nexTV by HCC home page.

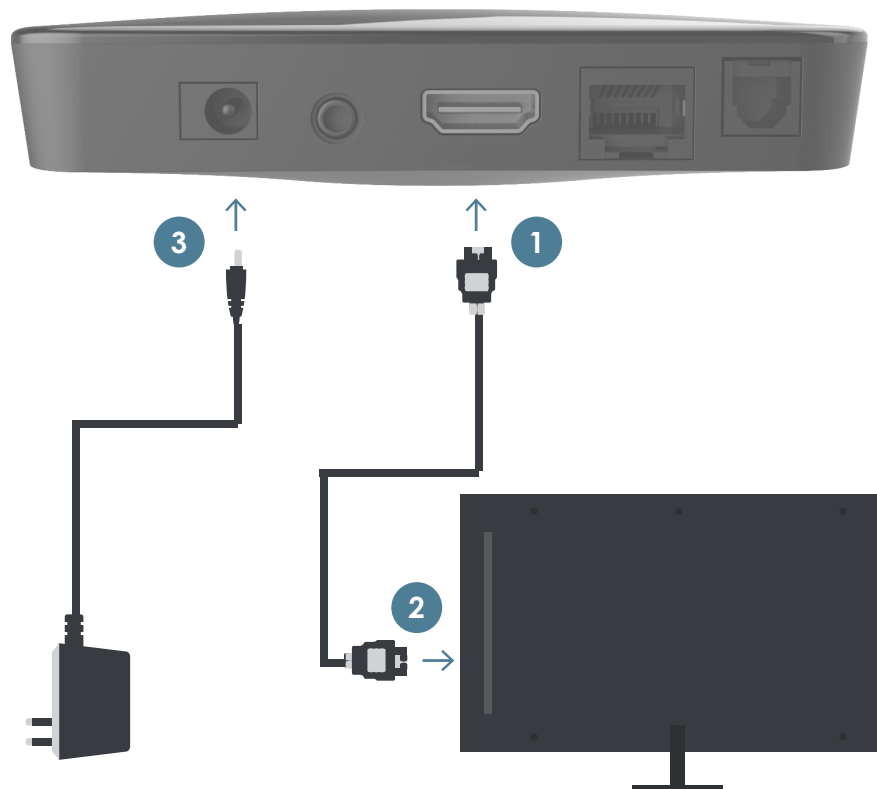




Installing Your Amino Box:

After you have set up your nexTV account online, you or a technician may install the Amino device. After the box is installed, follow the instructions on the next page.

- 1 Connect the HDMI cable to the Amigo 7X HDMI port.
- 2 Connect the opposite end of HDMI cable to TV HDMI port.
- 3 Connect the power supply.
- 4 Manually turn on your TV.

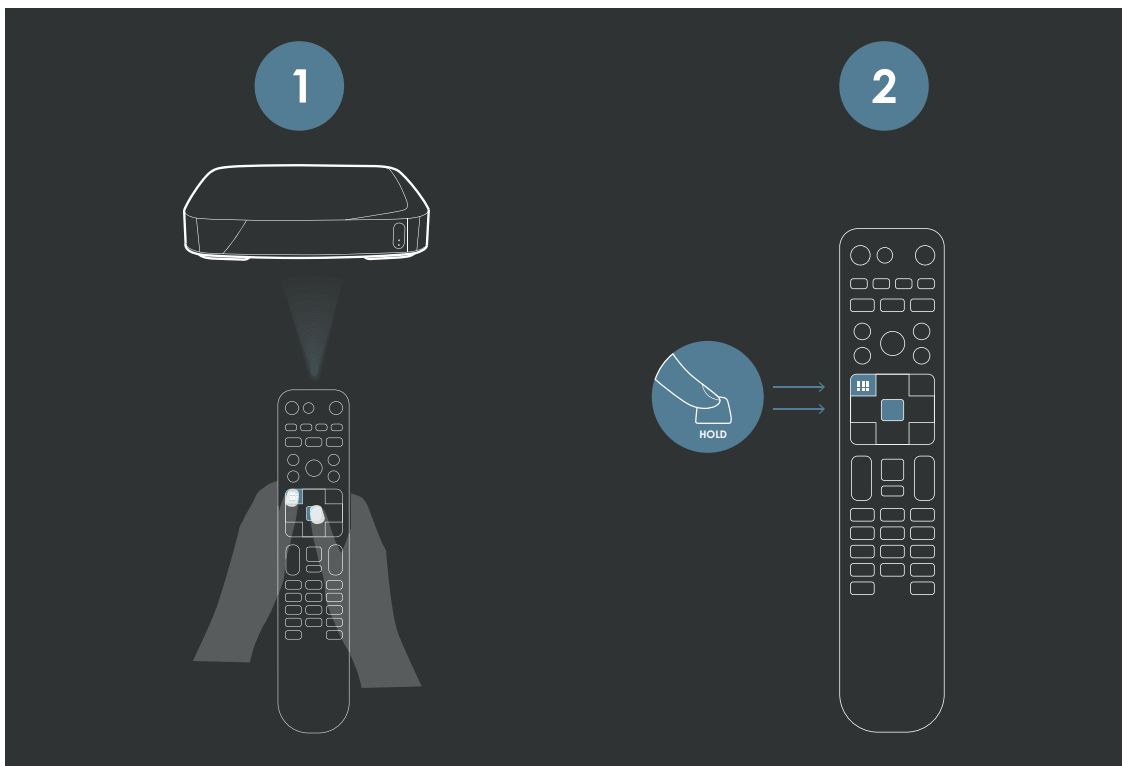




Amino Box

OnScreen Setup:

Once you or a technician have installed your Amino box, follow the on screen instructions.

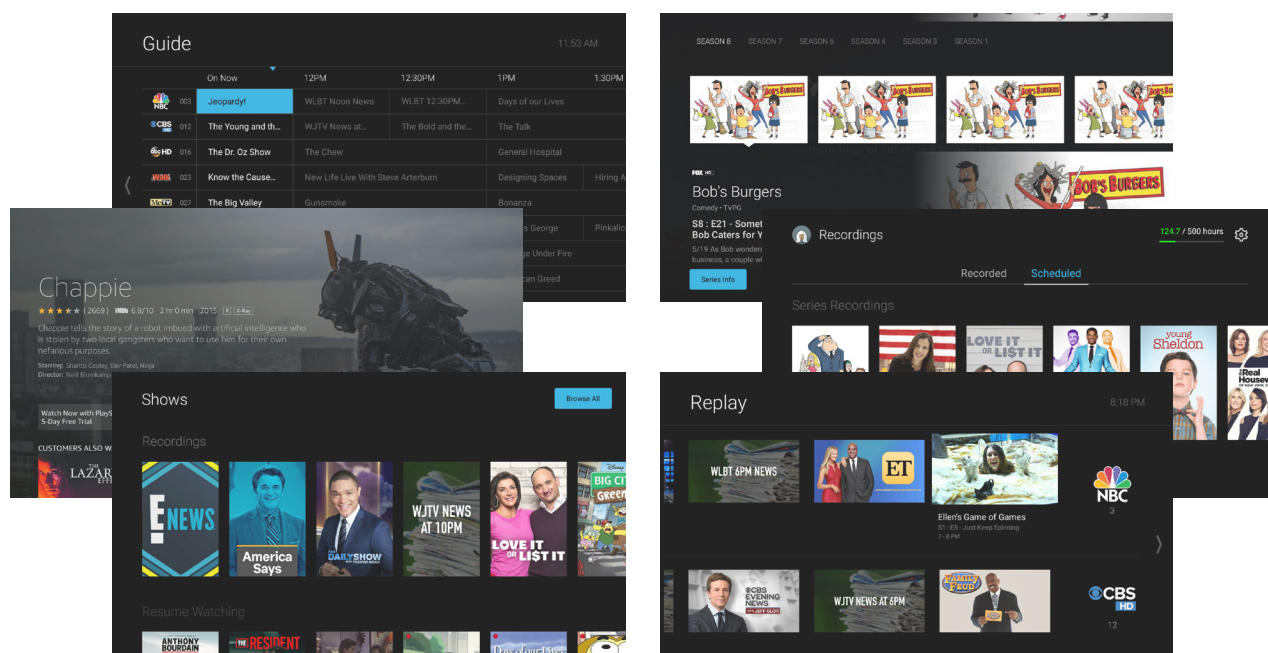


- 1 Hold the **Menu** and **OK** buttons at the same time for at least three seconds until the **STB** key flashes.
- 2 You should see a message on your TV screen confirming that the remote is **paired with Amigo7X**.
- 3 Choose a name for your Amigo 7x. Go ahead, get creative. We won't judge.



3... 2... 1...

Launch nexTV:



Remember setting up your nexTV account online? It's time to log in with your username and password.

Congratulations, your nexTV service ready to enjoy!

If you're having trouble getting connected, contact technical support at 360-898-HELP (4357).



How To's

USE THE GUIDE



Browse the Guide

The guide is a channel based way to browse live and upcoming content. You can filter out stuff that you're not subscribed to as well as by movies, sports, news, kids and more.

When you select a program, you'll see a quick view with description and other information as well as a mini player. Inside the quick view, you can also set recordings as well as go to the full show or movie details page.

Also, many channels offer automatically recorded three days of programs so **if you missed your favorite show and forgot to record it**, you can navigate backwards in the guide to watch programs that have already aired.

Guide

Subscribed Only YES

All Categories ▾

9:12PM

	9PM	9:30PM	10PM	10:30PM	11PM
FOX 002	Empire		Gotham		Criminal Mi
HBO 003	Westworld		Viceland		

Westworld

S1:E7 · Sci-Fi/Thriller · TV-MA

Trompe L'Oeil Dolores and William journey into dangerous terrain; Maeve delivers an ultimatum; Bernard considers his alter... [more](#)

Watch Now

Manage Recording

Series Info

CBS 004

The Big Bang The...

NCSI

Big Brother

Criminal Minds



BROWSE AND SEARCH




Quickly find what you want to watch

We're always trying to help you find stuff you want to watch without having to work too hard to do it. That's why you'll see shows and movies featured across different categories when you visit these pages including the ability to pick up watching where you left off on previously watched content, **personalized recommendations** based off of your watch history, hand picked favorites from our staff as well as top content by genre.


Westworld Recordings

14 Episodes • 15.2 Hours

[Recording Options](#) [Cancel Series Recording](#) [Delete All Recordings](#)



S2 : E4 - The Riddle of the Sphinx
6 - 7:15 PM May 13
[▶ Play](#) [Info](#) [Delete](#)



S2 : E3 - Virtu e Fortuna
6 - 7 PM May 06

SET AND MANAGE RECORDINGS



Set it now, watch it later

Inside of the quick view as well as the full content details page for any content that is either live or upcoming, you'll be able to set a recording. You can also set a series recording to automatically record new episodes as they air with options to record from only specific channels, only new episodes (no re-runs) and extend the recording time.

From the Profile section, you can also access all of your recordings to either quickly watch, change recording options or delete recordings if you're running out of space. **TIP: If you record a lot of content, you can buy more space!**

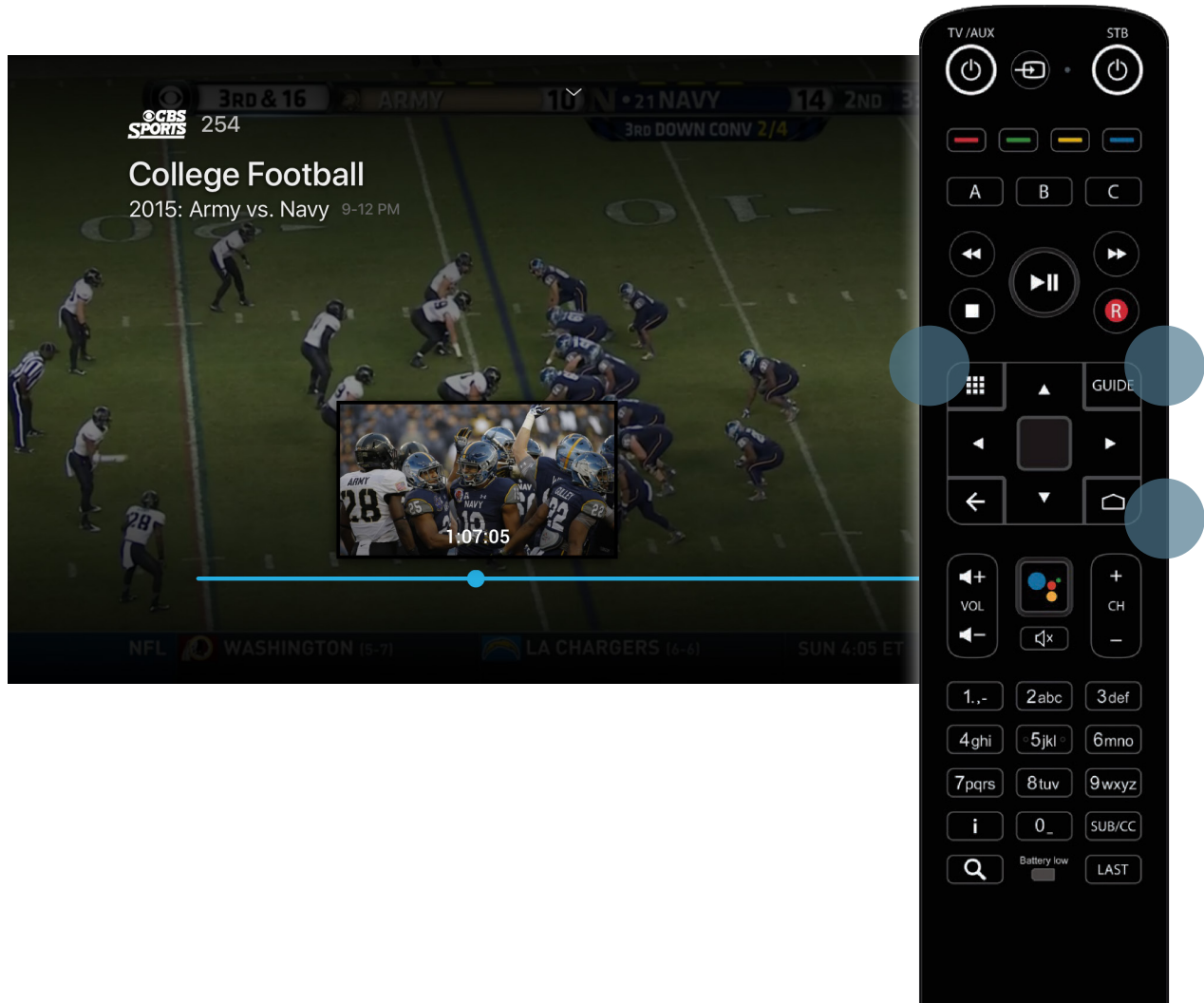


Media Player & Remote

Play, pause, seek and change channels

When viewing the video player, you can open controls to play / pause, seek and more by pressing the select button on your remote. This is how you will also enable closed captions and other accessibility settings.

You can **access more content** by pressing the Grid, Guide, or Home buttons on your remote control.





Extended Product Features

nextTV's Powerful Extras



Cloud DVR

Pause, rewind, or fast-forward any recorded program, and even live TV. Watch your recorded shows from any nexTV by HCC connected television, phone, tablet, or more.



Parental Controls

When browsing content, it's possible to filter programs based upon Parental Rating. Under Parental Rating, users can select from three different options: Kids, Teens and Adults.



Personalization

Television tailored to you. Users can personalize profiles, receive watching recommendations, view watch history, program DVR recordings and monitor parental controls



Replay

Replay enables users to watch a previously-aired program, show or movie from the previous 72 hours. Replay can be accessed by navigating left on your remote when in the guide.



Voice Search

With voice search selected, the search text box will appear, allowing the user to type in relevant search terms, such as show titles, movie titles, or live TV information.



Accessibility

nexTV's accessibility features are designed to allow everyone to enjoy their TV experience. Features include screen reader technology, closed captioning, and video description tracks.



Enjoy your **nextTV** service



HOOD CANAL COMMUNICATIONS:



We are committed to providing quality services that exceeds our customers' expectations in voice, video, data and customer service. We provide a company atmosphere that promotes continued growth and prosperity of our employees, company and community. Thank you for being a part of the HCC family!